

Image depicts Series 19PF00 on 10 inch AWWA C900 PVC pipe.




Image depicts Series 19PF00 on 10 inch AWWA C909 PVC pipe.

## Features and Applications:

- For use on AWWA C900 and C909 PVC
- Sizes 4 inch through 12 inch
- Rated to the Full Pressure of the Pipe
- Minimum 2 to 1 Safety Factor
- Split Serrated Restraint Rings for ease of installation
- **MEGA-BOND®** Restraint Coating System
- Constructed of ASTM A536 ductile iron

For use on water and wastewater pipelines subject to hydrostatic pressure and tested in accordance with either AWWA C600 or ASTM D2774.

In accordance with AWWA C600, all air must be expelled from the line before hydrostatic testing.


## Sample Specification

Restraint for AWWA C900 and C909 PVC Pipe shall consist of the following: The restraint shall be manufactured of ductile iron conforming to ASTM A536. The restraint devices shall be coated with MEGA-BOND. (For complete specifications on MEGA-BOND visit [www.ebaa.com](http://www.ebaa.com).) The combination of the restraint(s) and fasteners shall have a pressure rating as shown in the submittal reference tables within this brochure. The restraint shall have a two to one safety factor.

## Restraint at Ductile Iron Fittings:

A split serrated ring shall be used to grip the plain-end of the pipe, a sufficient number of bolts shall connect the restraint ring to the ductile iron fitting. The restraint for push-on fittings with restraining ears shall be the 19PF00.

All Series manufactured by EBAA Iron, Inc., or approved equal.



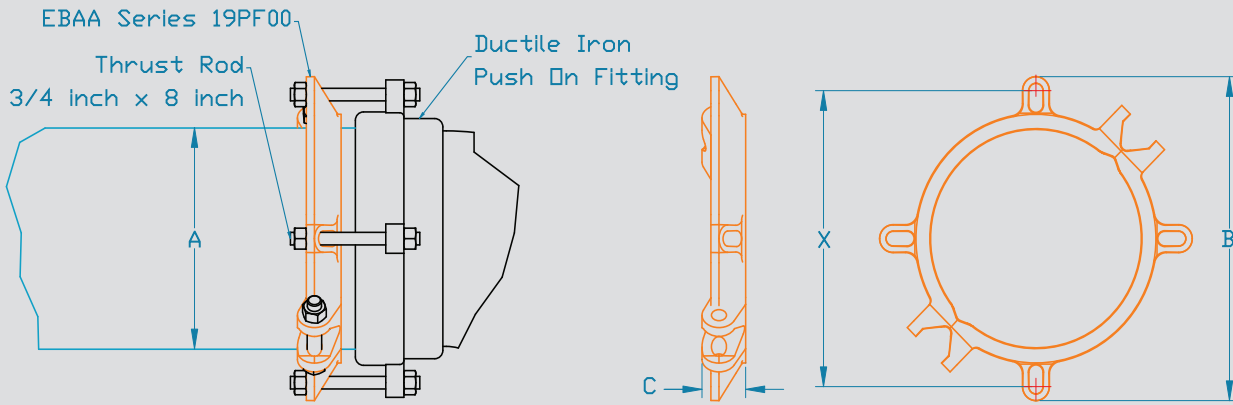
Packaged Items.



## Series 19PF00 Submittal Reference Drawing

EBAA IRON

MADE IN USA



### Pressure Rating\*



Nominal Pipe Size	Series Number	DR14 PSI	DR18 PSI	DR25 PSI	Approximate Shipping Weight	A Pipe O.D.	B Max. Restraint O.D. (casing clearance)	C Restraint Ring Width	** Thrust Bolt Quantity	X Thrust Bolt Circle (Min. - Max.)
4	19PF04	305	235	165	11.03	4.80	9.20	2.04	2	7.5
6	19PF06	305	235	165	13.33	6.90	11.20	2.04	2	9.5
8	19PF08	305	235	165	17.53	9.05	14.70	2.04	4	11.32 - 12.99
10	19PF10	305	235	165	34.58	11.10	16.61	2.70	4	14.00 - 14.94
12	19PF12	305	235	165	40.38	13.20	19.33	2.70	4	15.94 - 17.66

NOTE: Dimensions are in inches ( $\pm 1\%$ ) and are subject to change without notice.


\* Please refer to the FM APPROVAL GUIDE for FM pressure ratings for this product.

\*\*Derate pressure rating if not all connecting bolts were used.

## Installation Instructions



1. The Series 19PF00 is designed for restraining C909 PVC pipe at ductile iron fittings supplied with restraining ears. The restraint has a split, serrated restraint ring on the spigot and attaches to the fitting with connecting thrust rods.
2. Assemble joint per the pipe and fitting manufacturer's instructions.
3. Using the connecting thrust rods to determine the proper restraint location, install both halves of the restraint by tapping them into place. Allow enough room on the connecting thrust rods to fully engage the nuts with several threads showing. Make sure the ID of the restraint is touching the pipe before installing and tightening of side bolts. Side bolts are to be evenly tightened to 120 ft-lbs of torque (70 ft-lbs on 4 inch and 6 inch). A torque indicating wrench will help facilitate this.
4. Tighten the connecting thrust rods until snug; do not over tighten connecting thrust rods as to move the spigot further into the joint.



Members of...  
**AFS**  
AMERICAN FOUNDRY SOCIETY

### EBAA IRON Sales, Inc.

P.O. Box 857, Eastland, TX 76448

Tel: (254) 629-1731

Fax: (254) 629-8931

(800) 433-1716 within US and Canada

contact@ebaa.com

www.ebaa.com