



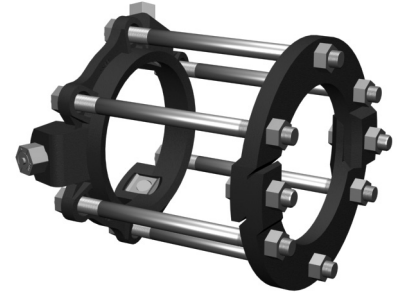
Series 170400DSS4

MEGALUG® Restraint Harness
for Push-On Joints on Ductile Iron Pipe

CONTAINS ALL DOMESTIC HARDWARE

Installation Instructions


1. The Series 1700 is designed for restraining ductile iron pipe, conforming to ANSI/AWWA C151/A21.51 (all thickness classes) push-on pipe bells. It has a restraint ring on the spigot and a split ring behind the bell.
2. Install the split ring behind the bell in the direction indicated on the casting. Tighten the clamp bolts to 90 ft-lbs.
3. Place the Series 1100 MEGALUG® restraint gland on the spigot with the lip extension toward the bell.
4. Assemble the push-on joint per the pipe manufacturer's instructions.
5. Position the Series 1100 MEGALUG® restraint on the spigot such that the bolts are in alignment and the distance between the rings is suitable for the tie bolt length. Allow enough room on the tie bolt to fully engage the nuts with several threads showing.
6. Install the tie bolts in each available bolt hole for maximum distribution of operating forces. Place nuts on the end of the tie bolts. Allow room on the tie bolt to fully engage the nut with several threads showing.
7. Pull the restraint ring away from the joint until the slack is removed from the tie bolts.
8. Tighten the torque limiting twist-off nuts in a clockwise direction (direction indicated by arrow on top of nut) until all wedges are in firm contact with the pipe surface. Continue tightening in an alternate manner until all of the nuts have been twisted off.
9. Tighten the tie bolt nuts until the ring behind the bell is in firm contact with the back of the bell. Do not tighten these bolts enough to force the spigot further into the bell.
10. If removal is necessary; use the 5/8 (7/8" 1742 through 1754) hex heads provided. If reassembly is required, assemble the product in the same manner as indicated in the previous steps and tighten the wedge bolts to 90 ft-lbs (135 ft-lbs for 1724 through 1754).



CONTENTS

Qty.	Description
1	4 in. 1100 MEGALUG® Restraint Ring
1	4 in. 1700BR Bell Ring
4	3/4 in. by 13 in. Stainless Steel Rods w/ Nuts

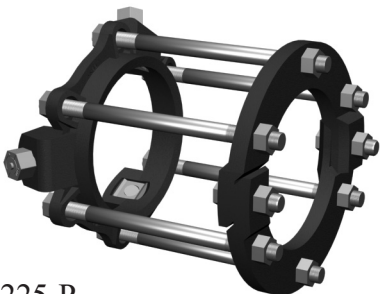
Restraints Made in The USA



For use on water or wastewater pipelines subject to hydrostatic pressure and tested in accordance with either AWWA C600 or ASTM D2774

APPROXIMATE SHIPPING WEIGHT: 24.41 lbs.

Copyright 2025 © EBAA IRON, Inc. All Rights Reserved



0225-P

Series 170400DSS4
MEGALUG® Restraint Harness
for Push-On Joints on Ductile Iron Pipe



1 7 0 4 0 0 D S S 4

EBAA IRON SALES, Inc.
P.O. Box 857, Eastland, TX 76448
Tel: (254) 629-1731
Fax: (254) 629-8931
Toll: (800) 433-1716
contact@ebaa.com
www.ebaa.com

Made in the USA