

Series 2800

Bell Restraint Harness
For 14" - 48" PVC Pipe

ANSI/AWWA C905-10
U.S. Patent Nos 4,627,774 5,071,175




Image Depicts Series 2816 on 16 inch PVC Pipe.

Features and Applications:

- For use on ANSI/AWWA C905-10 pipe when restraining PVC pipe bells
- Minimum 2 to 1 Safety Factor
- Actuating gripping wedge design for dynamic axial restraint
- **MEGA-BOND®** Restraint Coating System
For more information regarding MEGA-BOND, refer to www.ebaa.com
- Constructed of ASTM A536 ductile iron
For use on water and wastewater pipelines subject to hydrostatic pressure and tested in accordance with either AWWA C600 or ASTM D2774.

Nominal Pipe Size	Series Number	Approximate Shipping Weight	Pressure Ratings (PSI) and Weights (lbs)						
			DR14 Class 305	DR18 Class 235	DR21 Class 200	DR25 Class 165	DR32.5 Class 125	DR41 Class 100	DR51 Class 80
14	2814	118.9	235	235	-	165	125	100	-
16	2816	137.9	235	235	-	165	125	100	-
18	2818	152.9	200	200	165	165	125	100	-
20	2820	178.6	200	200	-	165	125	100	-
24	2824	272.6	200	200	-	165	125	100	-
30	2830	464.3	-	-	165	165	125	100	80
36	2836	580.8	-	-	125	125	125	100	80
42*	2842	907.3	-	-	-	-	125	100	80
48*	2848	1,030.1	-	-	-	-	125	100	80

* For information regarding restraint of PVC pipe 42 - 48 inch, refer to Series 2200 Brochure.
NOTE: For applications or pressures other than those shown, please contact EBAA for assistance.

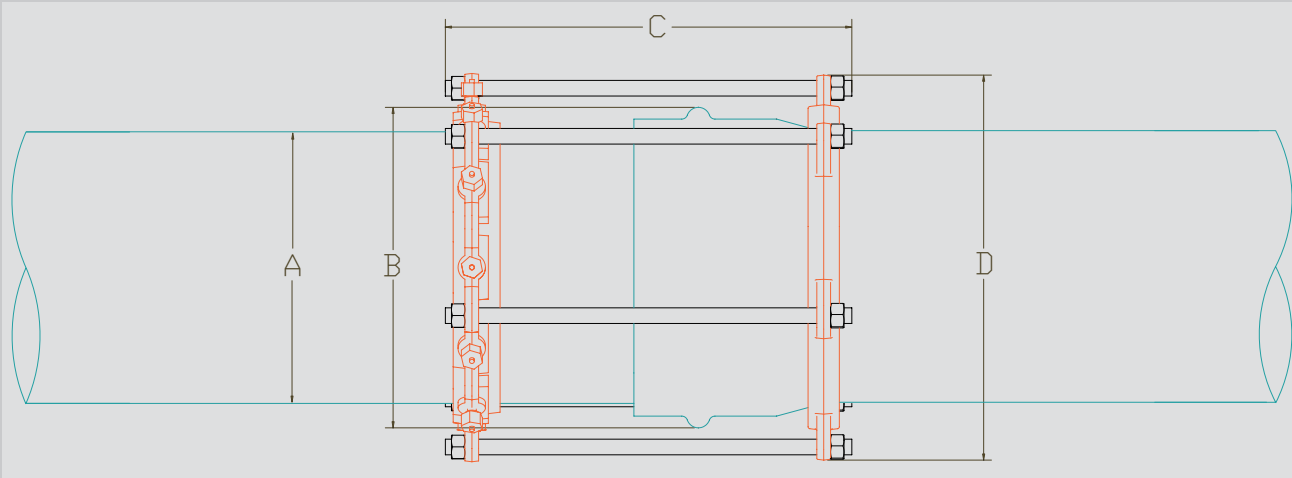
Sample Specification

Restraint for PVC pipe (ANSI/AWWA C905-10) at the bell shall consist of the following: The restraint shall be manufactured of ductile iron conforming to ASTM A536. A backup ring shall be used behind the PVC bell. A restraint ring, incorporating a plurality of individually-actuating gripping surfaces, shall be used to grip the pipe, and a sufficient number of bolts shall be used to connect the bell ring and the gripping ring. The restraint devices shall be coated with MEGA-BOND. (For complete specifications on MEGA-BOND visit www.ebaa.com.) The restraint shall be the Series 2800, as manufactured by EBAA Iron, Inc., or approved equal.

Series 2800 Submittal Reference Drawing

EBAA IRON

MADE IN USA



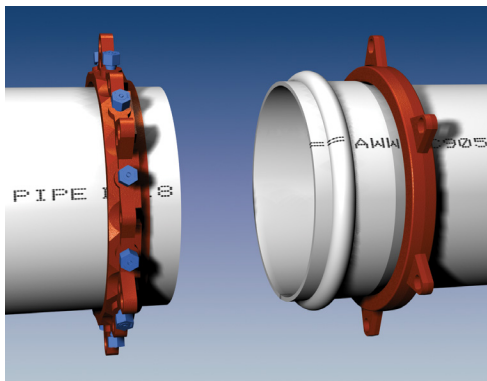
Submittal Reference Drawing Dimensions

Nominal Pipe Size	Series Number	A	B	C	D
		Pipe O.D.	Maximum Bell O.D. Cleared	Thrust Bolt (Number - Size)	Max. Restraint O.D. (Casing Clearance)
14	2814	15.30	20.38	5 - 1 x 26	23.26
16	2816	17.40	22.75	6 - 1 x 26	25.51
18	2818	19.50	24.88	6 - 1 x 26	27.76
20	2820	21.60	27.13	7 - 1 x 26	30.01
24	2824	25.80	31.63	8 - 1¼ x 32	35.00
30	2830	32.00	39.25	10 - 1¼ x 32	42.88
36	2836	38.30	46.13	12 - 1¼ x 32	49.76
42*	2842	44.50	49.00	14 - 1¼ x 48	54.12
48*	2848	50.80	56.00	16 - 1¼ x 48	61.08


* For information regarding restraint of PVC pipe 42 - 48 inch, refer to Series 2200 Brochure.

NOTE: Dimensions are in inches and are subject to change without notice.

Installation Instructions




1 Slide the Series 2800 bell ring along the length of the PVC pipe to fit snugly behind the bell. Slide the Series 2800 restraint ring on the spigot end of the second pipe with the lip facing spigot end of the pipe.



2 Assemble the pipe joint per the pipe manufacturer's instructions.

3 Insert all of the connecting rods through the bolt holes provided and thread the nuts on each of the rods so that several threads show. Do not tighten these at this time.



4 Hand tighten the actuating screws until all wedges are touching the pipe. Continue tightening the screws in an alternating manner until the torque limiting twist-off nuts twist off.

5 Snug all of the nuts on the connecting rods. Make sure that the Series 2800 bell ring bears evenly against the back side of the pipe bell. Do not over tighten the connecting rods as to move the spigot end further into the bell.

1 Slide the Series 2800 bell ring along the length of the PVC pipe to fit snugly behind the bell. Slide the Series 2800 restraint ring on the spigot end of the second pipe with the lip facing spigot end of the pipe.



EBAA IRON Sales, Inc.

P.O. Box 857, Eastland, TX 76448

Tel: (254) 629-1731

Fax: (254) 629-8931

(800) 433-1716 within US and Canada

contact@ebaa.com

www.ebaa.com

